

2.3 To the extent permitted by law, our sole liability for breach of a condition, warranty or other obligation implied by law is limited

- (a) in the case of goods we supply, to any one of the following as we decide -
- the replacement of the goods or the supply of equivalent goods;
  - the repair of the goods;
  - the cost of repairing the goods or of acquiring equivalent goods;
- (b) in the case of services we supply, to any one of the following as we decide -
- the supplying of the services again;
  - the cost of having the services supplied again.

2.4 For repairs outside the warranty period, we warrant our repairs to be free from defects in materials and workmanship for three months from the date of the original repair. We agree to re-repair or replace (at our option) any materials or workmanship which we are satisfied are defective.

2.5 We warrant that we will perform services with reasonable care and skill and agree to investigate any complaint regarding our services made in good faith. If we are satisfied that the complaint is justified, and as our sole liability to you under this warranty (to the extent permitted at law), we agree to supply those services again at no extra charge to you.

2.6 To make a warranty claim you must before the end of the applicable warranty period, return the goods you allege are defective, provide written details of the defect, and give us an original or copy of the sales invoice or some other evidence showing details of the transaction.

2.7 Send your claim to:

Tooo Air Pty Ltd.  
Suite 2, Level 2, 175 Macquarie Street, Sydney NSW 2000.  
Tel: (02) 9157 0540  
Email: [info@toooair.com.au](mailto:info@toooair.com.au)

### 3. This warranty does not cover

This warranty will not apply in relation to:

- goods modified or altered in any way;
- repairs performed other than by our authorised representative;
- defects or damage resulting from misuse, accident, impact or neglect;
- goods improperly installed or used in a manner contrary to the relevant instruction manual; or
- goods where the serial number has been removed or made illegal.

### 4. Warranty period

The warranty on the ToooAir TA-308 Wide Area iP 2 Way Radio and Power Adapter is 12 Months. No repair or replacement during the warranty period will renew or extend the warranty period past the period from the original date of purchase.

# ToooAir

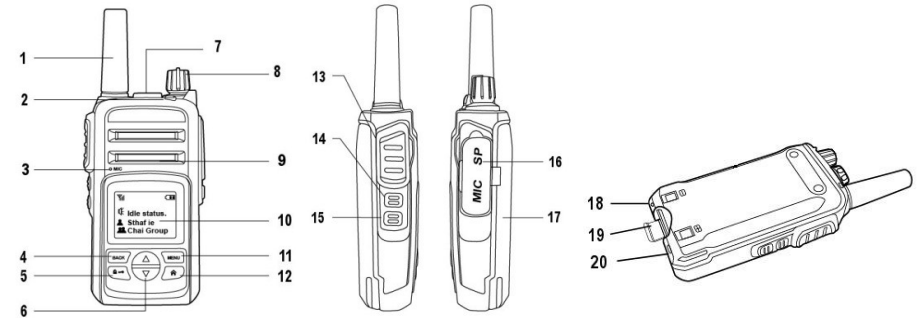
Tooo Air Pty. Ltd.  
Suite 2, Level 2  
175 Macquarie Street  
Sydney NSW 2000

Phone: +61 2 9157 0540  
Web: [www.toooair.com.au](http://www.toooair.com.au)  
Email: [info@toooair.com.au](mailto:info@toooair.com.au)

## User Manual

# ToooAir TA-308

## Wide Area iP 2 Way Radio



### Safety Information


- When transmitting, keep the antenna more than 25 mm from any part of the head or body
- People wearing pacemakers are recommended to maintain at least 15cm separation between any handheld radio and their pacemaker.
- Do not transmit near electrical blasting equipment or in explosive atmospheres.  
See warning and operating note on page 4.

- Antenna
- Status indicator LED  
When first powered on: A rapid Green flash will start once a valid network is detected and the radio "Logs In". Once logged into a network the green flash will slow to once every 4 seconds (It can take up to 20 seconds to acquire network)  
Status LED will turn Red when the PTT is pushed and radio transmits.  
Status LED will turn Green during receive  
Status LED will flash Red when battery is low
- Microphone
- BACK (exit) Key - Back to the previous menu or Cancel to stop the current operation Speaker
- Key Pad Lock - Press and hold will toggle Key Pad lock on/off.
- Up / Down menu selection key
- GPS Receiving Antenna
- Power Switch and Volume Control
- Speaker
- LCD Indicator
- Menu Function Key - Display the menu and function select.
- Friend Select. Quick access to programmed friends list. (Program dependant Option)
- PTT (Push-to-Talk) Switch
- Long press - Quick Access to other users in fleet. (Program dependant Option)
- Long press - Quick Access to other Groups in fleet. (Program dependant Option)
- Speaker / Microphone jack remote PTT
- Battery
- Battery charge indicator (Red when charging)
- Battery release clip
- Micro USB charger port - Radio can be charged via a standard USB Micro 5v charger.

## Basic Operations

### 1. Power on

Turn on/off volume switch clockwise to power on.

- I. Led will flash green as the TA-308 power up
- II. LCD will display "Landing" text once a network is identified (This can take 20 seconds)
- III. Once logged onto a network, network signal strength is displayed in the top left of the LCD and battery capacity in the top right.
- IV. User address and radio group is also displayed on LCD.
- V. When the  icon is displayed it indicates GPS location acquisition

### 2. Power off

Turn the volume switch anticlockwise to power off.

LCD will display "Powering Down" as it de-registers from the network

### 3. Transmitting



Press the PTT and the status LED will illuminate red indication the radio is in transmit mode.

### 4. Receiving




When receiving a transmission, the status LED will illuminate green.

Status line on LCD will indicate the calling name.

### 5. Group Switching

- A. Press the "MENU" key. Press Menu key again to select Group select (1)
- B. Short press  or , to choose the group you want to use.
- C. Press Menu key to select chosen group.
- D. LCD display will now indicate the group the radio will transmit to when pushing the PTT.

### 6. Member Selective Call

- A. Press the "MENU" key.
- B. Press down key  to select to select Member Group select (2) Press Menu.
- C. Short press  or , to choose the member you want to use. You can only select users that are "On Air"
- D. Press Menu key to select member. (OK)
- E. LCD display will now indicate the member name the radio will transmit to when pushing the PTT.

### 7. Key lock Function

- A. Press and hold the Key lock button.

Toggles key lock function on and off. Padlock icon will display on LCD.

When Key Lock is activated only the PTT is operational.

Technical Specifications		
Mechanical Properties	Model No.	TA-308
	Dimensions:	110mm x 60mm x 33mm
	Weight:	211g
	Working Temperature:	-30°C to 75°C
Basic Parameter	Working Voltage:	3.3v-4.2v (standard 3.8v)
	Battery	2900mAh
	Working Current:	250mA @ UTMS
	Peak current:	0.8A
RF Parameters	WCDMA	850MHz/1900MHz (Band 2 & 5)
	GSM	850MHz/1900MHz
	Output Power:	GSM/GPRS 850 MHz: Power Class 3 (+24dBm +2.5dBm / -0.5dBm)
	Receive Sensitivity:	WCDMA $\leq$ 106dBm
GPS	GPS	1.57542GHz
	Sensitivity	Catch -144dBm, Track -159dBm
Technology		GSM: UL 9.6kpbs / DL 9.6kpbs
		GPRS: Multi-slot Class 10
	Data Speed:	EDGE: Multi-slot Class 12
		WCDMA CS: UL 64kpbs / DL 64kpbs
		WCDMA PS: UL 384kpbs / DL 384kpbs
	Protocol:	HSDPA / WCDMA / EDGE / GPRS / GSM

Note: Due to continues development, the above is subject to change without notice

### Important Notice

**READ ALL INSTRUCTIONS** carefully and completely before operating your radio and retain this manual for future reference.

- **NEVER** connect the radio to a power source other than the supplied battery and charge via supplied charger.
- **DO NOT** place your radio in front of a vehicle airbag.
- **DO NOT** attempt to modify your radio in any way.
- **ALWAYS** charge your radio at normal room temperature.
- **ALWAYS** switch off your radio where notices restrict the use of two-way radio or mobile telephones.
- **DO NOT** hold radio / speaker to ear.

### Warranty

This warranty against defects is given by Tooo Air Pty Ltd ABN 58 615 252 536

#### 1. Consumer guarantees

1.1 Our goods come with guarantees that cannot be excluded under the Australian Consumer Law. You are entitled to a replacement or refund for a major failure and for compensation for any other reasonably foreseeable loss or damage. You are also entitled to have the goods repaired or replaced if the goods fail to be of acceptable quality and the failure does not amount to a major failure.

1.2 To the extent we are able, we exclude all other conditions, warranties and obligations which would otherwise be implied.

#### 2. Warranty against defects

2.1 This warranty is in addition to and does not limit, exclude or restrict your rights under the Competition and Consumer Act 2010 (Australia) or any other mandatory protection laws that may apply.

2.2 We warrant our goods to be free from defects in materials and workmanship for the warranty period of 12 months from the date of original sale. Subject to our obligations under clause 1.2, we will at our option, either repair or replace goods which we are satisfied are defective. We warrant any replacement parts for the remainder of the period of warranty for the goods into which they are incorporated.