

2.3 To the extent permitted by law, our sole liability for breach of a condition, warranty or other obligation implied by law is limited

- (a) in the case of goods we supply, to any one of the following as we decide -
- (i) the replacement of the goods or the supply of equivalent goods;
 - (ii) the repair of the goods;
 - (iii) the cost of repairing the goods or of acquiring equivalent goods;
- (b) in the case of services we supply, to any one of the following as we decide –
- (i) the supplying of the services again;
 - (ii) the cost of having the services supplied again.

2.4 For repairs outside the warranty period, we warrant our repairs to be free from defects in materials and workmanship for three months from the date of the original repair. We agree to re-repair or replace (at our option) any materials or workmanship which we are satisfied are defective.

2.5 We warrant that we will perform services with reasonable care and skill and agree to investigate any complaint regarding our services made in good faith. If we are satisfied that the complaint is justified, and as our sole liability to you under this warranty (to the extent permitted at law), we agree to supply those services again at no extra charge to you.

2.6 To make a warranty claim you must before the end of the applicable warranty period, return the goods you allege are defective, provide written details of the defect, and give us an original or copy of the sales invoice or some other evidence showing details of the transaction.

2.7 Send your claim to:

Tooo Air Pty Ltd.
Suite 2, Level 2, 175 Macquarie Street, Sydney NSW 2000.
Tel: (02) 9157 0540
Email: info@toooair.com.au

3. This warranty does not cover

This warranty will not apply in relation to:

- (a) goods modified or altered in any way;
- (b) repairs performed other than by our authorised representative;
- (c) defects or damage resulting from misuse, accident, impact or neglect;
- (d) goods improperly installed or used in a manner contrary to the relevant instruction manual; or
- (e) goods where the serial number has been removed or made illegal
- (f) goods connected to an incorrect power source

4. Warranty period

The warranty on the ToooAir TA-300 Wide Area iP 2 Way Radio and Power Adapter is 12 Months. No repair or replacement during the warranty period will renew or extend the warranty period past the period from the original date of purchase.

ToooAir

Tooo Air Pty. Ltd.
Suite 2, Level 2
175 Macquarie Street
Sydney NSW 2000

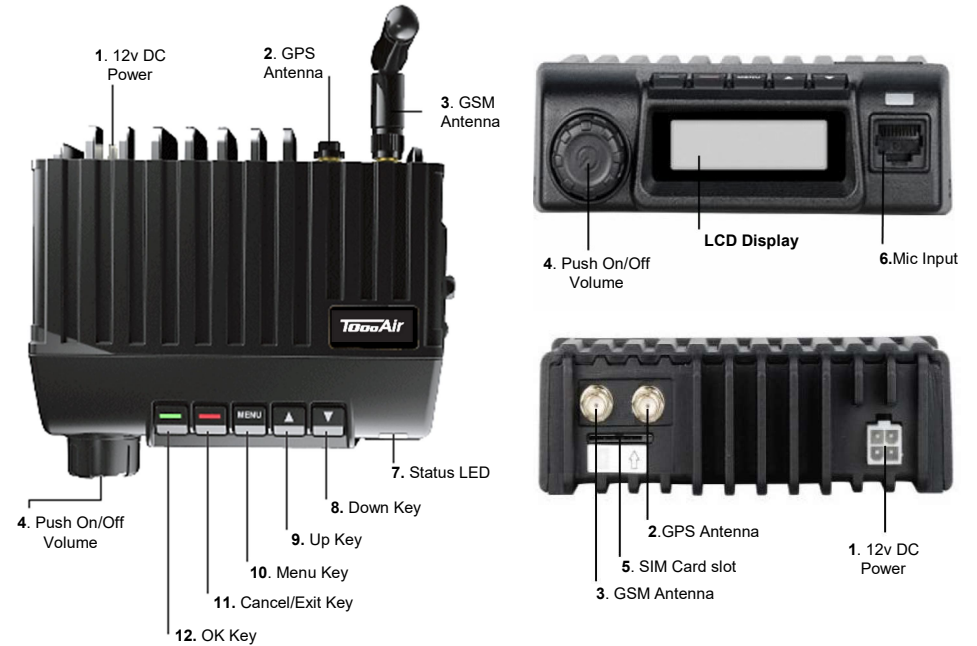
Phone: +61 2 9157 0540
Web: www.toooair.com.au
Email: info@toooair.com.au

User Manual

ToooAir

TA-300

Wide Area iP Fixed Mount 2 Way Radio



1. 12v DC Power input
2. GPS Antenna connector
3. GSM/WCDMA Antenna connector
4. Push and hold to toggle On/Off – Rotate volume control
5. SIM Card slot (Push-in-Push out lock)
6. Microphone Input
7. Status indicator LED

When first powered on: A rapid Green flash will start once a valid network is detected and the radio "Logs In". Once logged into a network the green flash will slow to once every 5 seconds

(It can take up to 20 seconds to acquire network)

Status LED will turn Red when the PTT is pushed and radio transmits.


Status LED will turn Green during receive

8. Down Key – Menu function scroll
9. Up Key – Menu function scroll
10. Menu Function Key - Display the menu and function
11. Cancel / Exit key
12. OK / Select function key

Basic Operations

1. Power on

Push volume control to turn on radio

- I. LED will flash green as the TA-300 powers up
- II. LCD will display "Landing" text once a network is identified (This can take 20 seconds)
- III. Once logged onto a network, network signal strength is displayed in the top left of the LCD
- IV. The default Group the radio belongs to will be displayed
- V. When the  icon (Top right of LCD) is displayed with a centre dot as shown, it indicates GPS location acquisition

2. Power off

Push and hold the volume control for 3 seconds

LCD will display "Power Off" as it de-registers from the network

3. Transmitting



Press the PTT and the status LED will illuminate red indicating the radio is in transmit mode.

4. Receiving



When receiving a transmission, the status LED will illuminate green.

The second line on the LCD will indicate the calling name.



5. Group Switching

- A. Press the "MENU" key. The Group list will appear on the display
- B. Short press  or , to choose the group you want to use.
- C. Press the Green OK Key to select
- D. LCD display will now indicate the group the radio will transmit to when pushing the PTT.



6. Group User Selective Call

- A. Press the "MENU" key twice
- B. The User list will now appear on the display
- C. Short press  or , to choose the member you want to communicate with. You can only select users that are "On Air"
- D. Press the Green OK key to select member
- E. When the call is completed, press the Red Exit key to return to group call mode
- F. Radio will revert back to Group call after 60 seconds if no button is pushed

7. Friend Selective Call (Programmable option and may not be available)

- A. Press the "MENU" key three times
- B. Friend List will now appear on the display
- C. Short press  or , to choose the member you want to communicate with. You can only select users that are "On Air"
- D. Press the Green OK key to select member
- E. Press Red Exit key to return to group call after individual call

8. LCD display reversal. The TA-300 can be mounted underdash or on an overhead console. If mounted above operation will be easier if the radio unit is mounted upside down to give direct access to the keys on the top edge.

- A. Press the Menu key 5 times until "Rotate Screen" is displayed
- B. Short press  or  and select Inverse or Normal
- C. Press the green OK key to select

Technical Specifications		
Mechanical Properties	Model No.	TA-300
	Dimensions:	118mm x 100mm x 38mm
	Weight:	420g with microphone
	Working Temperature:	-30°C to 75°C
Basic Parameter	Working Voltage:	9v – 24v DC
	Standby Current	5mA
	Average Current:	320mA
	Peak current:	780mA
RF Parameters	WCDMA	850MHz/1900Mhz (Band 2 & 5)
	GSM	850MHz/1900Mhz
	Output Power:	GSM/GPRS 850 MHZ: Power Class 4 WCDMA Band 2 & 5 Power Class 3
	Receive Sensitivity:	≤ -106dBm
GPS	GPS	2.5m CEP 4.0m
	Sensitivity	-148dBm, -145dBm
Technology		GSM: UL 9.6kpbs / DL 9.6kpbs
		GPRS: Multi-slot Class 10
	Data Speed:	EDGE: Multi-slot Class 12
		WCDMA CS: UL 64kpbs / DL 64kpbs
		WCDMA PS: UL 384kpbs / DL 384kpbs
	Protocol:	HSDPA / WCDMA / EDGE / GPRS / GSM

Note: Due to continues development, the above is subject to change without notice

Important Notice

READ ALL INSTRUCTIONS carefully and completely before operating your radio and retain this manual for future reference.

- **NEVER** connect the radio to a power source other than via supplied power cable and 12-24 volts DC.
- **DO NOT** place your radio in front of a vehicle airbag.
- **DO NOT** attempt to modify your radio in any way.
- **ALWAYS** mount the radio on the supplied bracket and more than 20cm from the user.
- **ALWAYS** switch off you're the radio where notices restrict the use of two-way radio or mobile telephones.
- **DO NOT** hold radio / speaker to ear.

Warranty

This warranty against defects is given by Too Air Pty Ltd ABN 58 615 252 536

1. Consumer guarantees

1.1 Our goods come with guarantees that cannot be excluded under the Australian Consumer Law. You are entitled to a replacement or refund for a major failure and for compensation for any other reasonably foreseeable loss or damage. You are also entitled to have the goods repaired or replaced if the goods fail to be of acceptable quality and the failure does not amount to a major failure.

1.2 To the extent we are able, we exclude all other conditions, warranties and obligations which would otherwise be implied.

2. Warranty against defects

2.1 This warranty is in addition to and does not limit, exclude or restrict your rights under the Competition and Consumer Act 2010 (Australia) or any other mandatory protection laws that may apply.

2.2 We warrant our goods to be free from defects in materials and workmanship for the warranty period of 12 months from the date of original sale. Subject to our obligations under clause 1.2, we will at our option, either repair or replace goods which we are satisfied are defective. We warrant any replacement parts for the remainder of the period of warranty for the goods into which they are incorporated.